

Part No.: E12GB7C

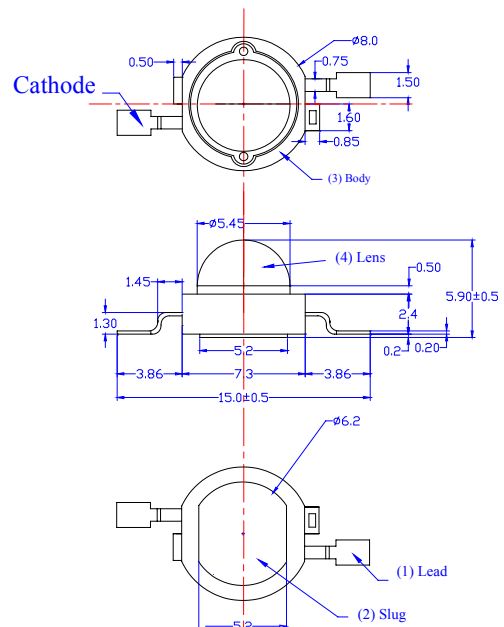


Features:

- Highest Flux Blue
- High reliability and Very long operating life (up to 100K hours)
- Low voltage DC operated
- More Energy Efficient than Incandescent and most Halogen lamps
- Superior ESD protection
-

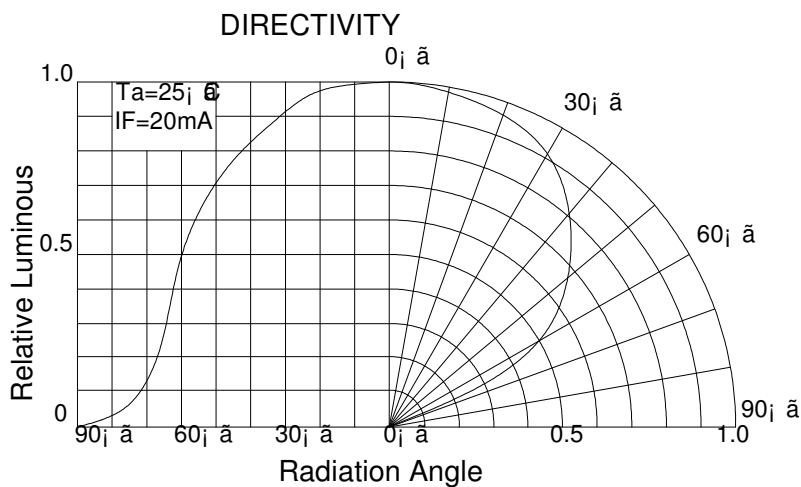
Typical Applications:

- Decorative
- Portable (flashlight, bicycle)
- Automotive Exterior (Stop-Tail-Turn, CHMSL, Mirror Side Repeat)
-



NOTE:

- All dimensions are millimetres.
- Tolerance is ± 0.1 mm unless otherwise noted





EMITTER I

Part No.: E12GB7C

Absolute maximum ratings (Ta = 25°C)

Parameter	Symbol	Test Condition	Value		Unit
			Min.	Max.	
DC Forward Current	IF	----	----	350	mA
Peak Pulse Current	Ipeak	Duty=0.1mS, 1kHz	----	500	mA
Power Dissipation	Pd	----	----	1.4	W
LED Junction Temperature	Tj	----		120	°C
Operating Temperature	Topr	----	-25	+100	°C
Storage Temperature	Tstr	----	-40	+120	°C
ESD Sensitivity	---	HBM	8000	---	V
Soldering Temperature	---	-----	260°C for 5 Seconds max		

Electrical and optical characteristics (Ta = 25°C)

Parameter	Symbol	Test Condition	Value			Unit
			Min.	Typ.	Max.	
Forward Voltage	VF	IF = 350mA	----	3.5	4.0	V
Luminous Flux	Φv	IF = 350mA	5	8	10	lm
Viewing Angle	2 θ 1/2	IF = 350mA	----	120	----	Deg.
Dominant Wavelength	λd	IF = 350mA	460	----	470	nm

Luminous Flux Bins (Ta = 25°C)

Unit:lm

Bin	B	C	D	E	F	G
Min	5	10	15	20	25	30
Max	10	15	20	25	30	40

Dominant Wavelength- λd (Ta = 25°C)

Unit: nm

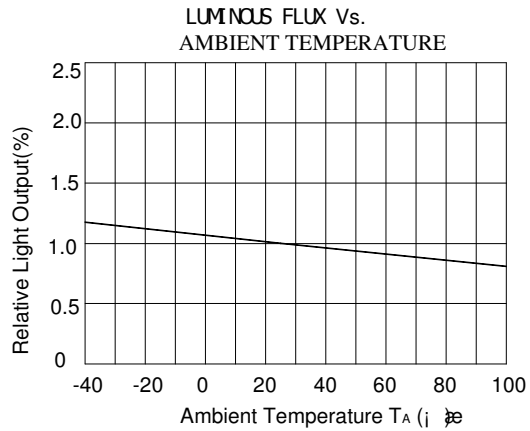
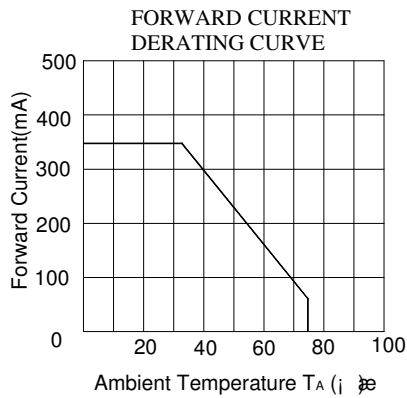
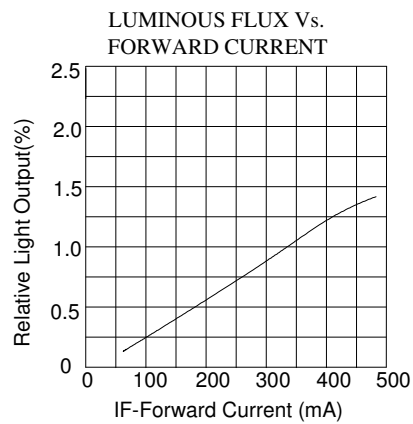
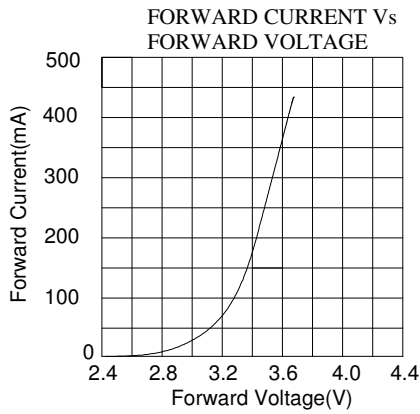
Bin	F	G	H	I	J	
Min	455	460	465	470	475	
Max	460	465	470	475	480	



EMITTER I

Part No.: E12GB7C

Typical electrical/optical characteristic curves:



465/20

